

Temperature Compensated Crystal Oscillator

- Excellent frequency stability
- Wide operating temperature range
- Clipped-sine/CMOS/TTL output, tight specifications
- 20.4x12.8x7.8mm standard metal package, case ground for minimizing RF radiation
- Complies with Directive 2002/95/EC (RoHS Compliant)



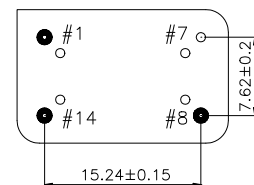
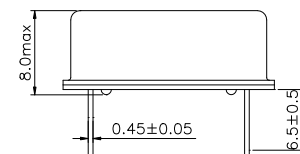
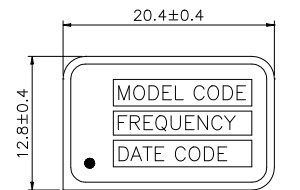
Specifications:

Frequency Range:	for TTL/CMOS	1.25 MHz ~ 36.0 MHz
	for Clipped-Sine	10.0 MHz ~ 36.0 MHz
Operating Temperature:	0°C ~ +50°C	- A
	-10°C ~ +60°C	- B
	-20°C ~ +70°C	- C
	-30°C ~ +75°C	- D
	-40°C ~ +85°C	- L
Storage Temperature:	-55°C ~ +125°C	
Frequency Stability:		
	Vs. Temperature:	± 0.5 ~ ± 5.0 ppm
	Vs. Supply Voltage:	± 0.2 ppm at voltage ± 5%
	Vs. Load:	± 0.2 ppm at load ± 10%
	Ageing:	± 1.0 ppm max first year
Pulling Range:	TCXO	- T
	VC-TCXO	- V
	Pulling Range:	± 5 ~ ± 15 ppm
Output Waveform:	Clipped-Sine/10KΩ/10pF	- S
& Output Load:	TTL/10LSTTL/50±10%	- T
	CMOS/15pF/50±5%	- C
Supply Current:		
	Clipped-Sine wave:	10.0 MHz ~ 15.0 MHz 1.5mA
		15.0 MHz ~ 26.0 MHz 2.0mA
		26.0 MHz ~ 36.0 MHz 2.5mA
	TTL/COMS:	1.25 MHz ~ 10.0 MHz 10mA
		10.0 MHz ~ 26.0 MHz 20mA
		26.0 MHz ~ 36.0 MHz 25mA
Supply Voltage:	+3.3 VDC (± 0.2%)	
	+5.0 VDC (± 0.3%)	- P
Phase Noise:	-115dBc/Hz	at 100Hz
	-135dBc/Hz	at 1KHz
	-145dBc/Hz	at 100KHz
Start-up Time:	2mSec max.	

Note:

1. Other frequencies, stabilities, and operating temperature ranges available. Consult VTC Support for specific requirements.
2. Not all combinations of the above, stabilities, and temperature ranges are available. Consult VTC Support if your requirement is not standard.
3. All specifications subject to change without notice.

TO-F



Pin	Configurations
1	VC or NC
7	Ground
8	Output
14	Supply V _{DD}

All dimensions are in mm

Ordering Information

Product name + Operating Temperature + Stability + Output Wave + Pulling Range + Frequency (MHz).

i.e. TO501B2.0TS-8.0MHz ±2.0ppm/-10°C~+60°C/3.3V
Or TO501B1.5CTP-8.0MHz ±1.5ppm/-10°C~+60°C/5.0V